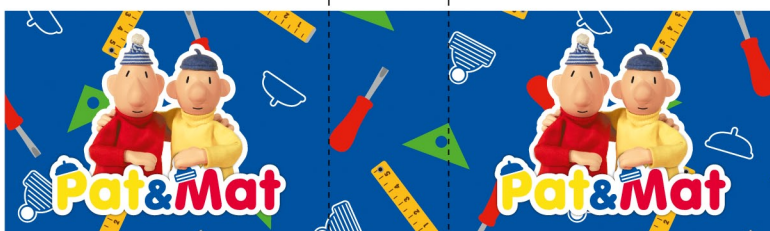


Treat Decoration




Print out these flags for straws. Take a straw and put it in the middle of the flag. Stick the front to the back with a bit of glue. And you have created a homemade Pat & Mat straw.



Create your own decorated cupcake topper. Cut out the circles after printing. Before you put the front and back together, put a toothpick in between (cut off the sharp tip - saver for small children).



front



front



PARENTAL, GUARDIANS AND PROFESSIONALS WARNING

For this craft project scissors are needed! A child under 4 years needs your help. Scissors with a blunt tip may only be used by children over 4 years old. Scissors with a sharp tip may only be used by children over 6 years old.